

BEST FRIENDS JUNIOR AMBASSADOR ACTIVITY GUIDE

Together,
we can Save
Them All.®



What is a Best Friends Animal Society JUNIOR AMBASSADOR?

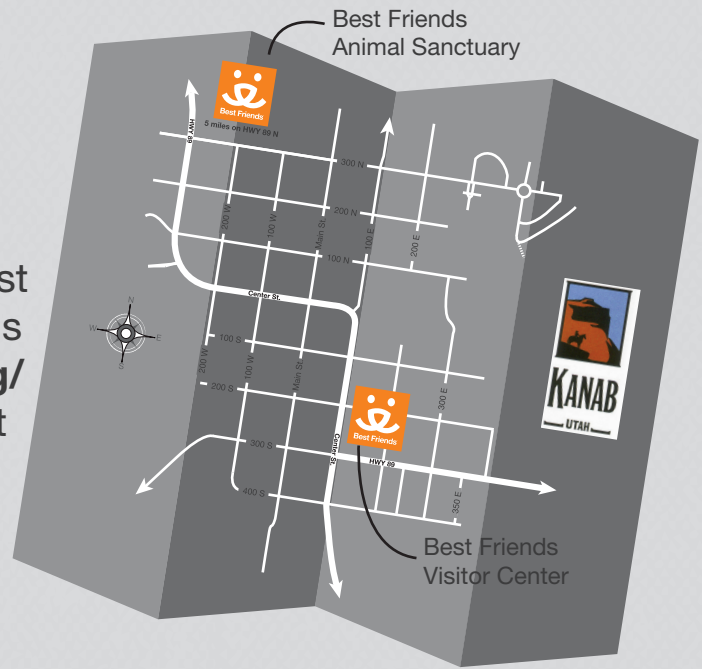
A **junior ambassador** understands the golden rule: to treat others as you would wish to be treated. Junior ambassadors promise to learn about ways they can make a positive difference in the lives of animals and they help carry the message of Save Them All to their communities at home.

Complete eight or more of the activities in this booklet to earn your badge!



Learn about Best Friends

There are many ways to learn about Best Friends Animal Society. If you are visiting Kanab, Utah you can sign up for a tour of Best Friends Animal Sanctuary. If you are joining us virtually you can visit <https://bestfriends.org/familyfun> where you can watch videos about our animals, caregivers and more.



SANCTUARY TOUR

1. How many animals live at the Sanctuary on any given day?

2. List at least five of the different kinds of animals living at the Sanctuary.

3. What is one thing you can do to help homeless animals in your community?


4. How long can some parrots live?

5. How many wind chimes are in Angels Rest?

6. What are three reasons that animals come to live at Best Friends?



CAT BODY LANGUAGE

Cats communicate with their eyes, ears and tails. By understanding how cats communicate you will be better able to predict and understand what a cat is feeling.





Content and friendly

Ears are up, forward and slightly outward.
Pupils are normal.
Tail is held high.





Alert

Ears are slightly rigid.
Eyes are wider.
Tail is slightly raised and may have a soft curve.




Annoyed/defensive

Ears are turned outward and flattened.
Pupils are dilated.
Tail is horizontal or down and twitching from side to side.




Anxious/fearful

Ears are turned back and down.
Pupils are fully dilated.
Tail is curved and puffed out.




Aggressive and fearful

Ears are flattened to head.
Pupils are greatly dilated.
Tail is straight up. (Aggressive)
Tail is straight up and puffed out. (Fearful)





CAT BODY LANGUAGE QUIZ


Cats communicate with their eyes, ears and tails. By understanding how cats communicate you will be better able to predict and understand what a cat is feeling.





Ears are up, forward and slightly outward.
Pupils are normal.
Tail is held high.




Ears are slightly rigid.
Eyes are wider.
Tail is slightly raised and may have a soft curve.



Ears are turned outward and flattened.
Pupils are dilated.
Tail is horizontal or down and twitching from side to side.



Ears are turned back and down.
Pupils are fully dilated.
Tail is curved and puffed out.



Ears are flattened to head.
Pupils are greatly dilated.
Tail is straight up and puffed out.



DID YOU KNOW ?

Millions of people will add a new pet to their families this year. By choosing adoption, we can help save the lives of homeless pets. Can you think of three reasons why everyone should adopt? List them below.

REASON 1

REASON 2

REASON 3



🐾 WORD SEARCH 🐾

Find as many words as you can!

SPAY

NEUTER

ADOPTION

DOGS

CATS

FRIENDS

KINDNESS

VOLUNTEER

SANCTUARY

ANIMALS

B	M	D	J	G	J	W	X	T	O
X	D	F	P	O	U	Q	Z	M	X
M	T	W	N	X	G	L	I	E	N
Z	O	V	V	E	Y	T	T	K	W
R	E	E	T	N	U	L	O	V	C
T	S	S	A	R	S	T	W	C	B
E	G	L	N	B	D	B	E	Y	W
S	F	A	X	M	N	Q	T	R	Y
S	K	M	M	L	E	P	F	A	A
E	O	I	X	M	I	S	F	U	P
N	E	N	D	Y	R	G	V	T	S
D	Z	A	A	S	F	O	R	C	E
N	O	I	T	P	O	D	A	N	N
I	O	A	Y	R	L	C	V	A	I
K	C	V	G	G	I	I	D	S	T



MY VIRTUAL VISIT TO BEST FRIENDS

Fill in your own words to complete this story.

My family and I got to virtually visit Best Friends

_____ in Kanab and it was so _____! We
noun adjective
got to see _____ and _____, and we learned
noun noun
all about _____.
noun

My favorite part was _____ the _____.
verb ending in -ing noun

I want to help the animals, which means

I'm going to tell my _____ and

_____ about Best Friends and

how we can all _____ the lives of
noun verb
animals.

I can't wait to _____ with my
verb

local shelter so I can _____
verb

to Save Them All.



LIFESAVING LANGUAGE

Match these words to their definitions.

Breed discrimination

Golden rule

Feral or community cat

Adoption

Trap-neuter-return

Spay or neuter

A safe surgery done to prevent animals from having babies

A process in which free-roaming cats are trapped, taken to a clinic and spayed or neutered, and then returned to their outdoor home

Treating all living things as you would wish to be treated

Getting a pet from a shelter or rescue group instead of buying one at a store

Judging an animal based on the way he or she looks rather than his or her personality

A cat who lives outside and prefers to be with other cats rather than people

MAKING FRIENDS WITH BUDDY


Kayla and Liam went to see a new friend.
They knocked on the door and were invited in.
They heard a loud “woof” as a dog scampered out,
So, they stood really still as the dog sniffed about.

“My dog’s name is Buddy,” Taylor told them politely.
“May we pet your dog? We’ll touch him ever so lightly.”
“Let him sniff your hand and pet him from the side.
You don’t want to startle him or look him straight in the eye.”



They all went upstairs to talk and to play.
They played video games for half of the day.
When lo and behold, the dog came back around!
He grabbed a loose toy from off of the ground.

“He’s chewing your toy!” Kayla said with a start.
“I’ll grab it for you before he tears it apart!”
But Taylor knew better and said very clear,
“That wouldn’t be safe, so just leave it there.”



Buddy got tired and lay down to sleep.
They all walked by quietly, not making a peep.
You never know what might happen when you startle a dog.
He could nip out of fear or jump like a frog.

“I’ve never had a dog,” Liam said with a frown.
“I’m not sure how they play. Does he fetch or run around?”
“Well, he likes to chase balls, but tug of war is a no.
Dogs may accidentally bite if playing gets out of control.”



When they were through playing and ready to go,
They saw Buddy eating from his purple dog bowl.
Kayla said, “Don’t tell me, I think I know this,
Never bother a dog who’s eating because that food is his!”


Taylor thanked her new friends for helping with her pup.
She said, “He’s such a great dog when you know all this stuff!”
If you follow certain rules and are always aware,
You’ll get along with most dogs almost anywhere.




**A dog has boundaries we must respect and know.
With good training and communication,
a great relationship can grow.**


Dear parents, guardians and teachers

A dog can be a wonderful addition to a family if everyone follows a few simple rules. The story on the back and the worksheet below are designed to help kids learn to interact safely with dogs. Please read the story with your children and then have them answer the questions on the worksheet. We encourage you to have ongoing discussions with your children and their friends about being safe and respectful around all dogs. Most dog bites happen to children with dogs they know. We hope that these easy guidelines will help keep kids and dogs safe and will promote healthy lifelong relationships for all.

1. When Kayla and Liam walked into Taylor's house and saw  approaching, what did they do first?

2. What did Kayla and Liam do before they petted  ?

3. Did Kayla and Liam pet  from the front or the side?

4. When Kayla wanted to grab the toy from  what did Taylor say?

5. Why shouldn't the kids bother  while he was eating?

6. What game does  like to play?

7. Why shouldn't the kids ever play tug of war with  ?

8. When  was sleeping, the kids were all very quiet. Why?

9. If a sleeping  is startled or scared, what might he do?

10. How does good training and communication help both kids and dogs?

**Speak softly, pet gently. Don't tease or leer.
Respect the boundaries of dogs, or they could bite out of fear.**

HELP TIMMY GET ADOPTED


Every one of these families can provide a loving home to a dog. But which home is the right one for Timmy?

My name is Timmy. I love to play and be around people. I am a VERY active dog. I am full of energy and would make a great running or hiking partner. I don't get along very well with other dogs, but sometimes I make friends with cats.



THE ALLENS

A family of two, this couple loves to go on outdoor adventures with their three dogs. They're looking to add one more dog to their furry family.



THE WILSONS

This small family wants to adopt a really cute dog, mostly to cuddle and take pictures with. They're very busy, so they don't have much time for walks or playtime outside.



THE GARCIAS

This family loves to visit the park and go on hikes together. With two kids and a cat, they're interested in adopting their very first dog.



TOO MANY PUPPIES WITHOUT HOMES

Clara was adopted by a family that only wants one dog, but didn't get her spayed and she had a litter of puppies. Answer the questions below.



What is the total number of puppies born because Clara wasn't spayed?

Will it be easy to find homes for all of Clara's puppies?



What could Clara's family have done differently to prevent so many puppies from being born?



WHAT IS FOSTERING?

Pet fostering means that you temporarily welcome into your home a pet who otherwise would be in a shelter. You provide the animal with love, care and attention, in addition to a safe, clean space for a few days, weeks or longer.

Fostering opens up space for another animal to stay at the shelter. Shelters can be noisy and stressful for animals. Many shelters cannot take in orphaned or newborn animals. Shelters are always in need of foster families, especially when it comes to kittens.



If you are interested in taking our **Best Friends junior ambassador foster certification program**, click on the link or visit www.bestfriends.org/events/bffostercamp.




FOCUS ON FELINES

Addy and Sam took on a task,
Finding cats was their objective.
In a way, I guess you could say
They were each a cat detective.

They started walking down their street
When they spotted a furry one.
It was Jessie in Miss Martha's house
Soaking up the sun.



Then they saw this tiny cat
Walking slowly down the street.
Wandering from porch to porch
In search of food to eat.



"I've seen that cat before," said Addy.
"All she does is roam.
It's as if she's searching for
a family and a home."

"What about the cats down there
Who live under the shed?
I've tried to pet them many times,
But they just run ahead."

"The kitties there were born last year
and that one is the mother.
They all live in a colony
And rely on one another."

Cats who live together
In a colony-type setting
Are not used to people
And they don't like hugs or petting.

They often find a source of food
And somewhere safe to hide.
"Community cats" are what they're called
And they prefer to live outside.

Ideally, we would like a person
In each and every city
To get them fixed and watch the health
of each community kitty.

Once the day was over with,
They felt they were aware
That there were many types of cats,
each needing special care.



DEAR PARENTS, GUARDIANS AND TEACHERS:

The story on the back and the worksheet below were designed to help kids understand that it is everyone's responsibility to keep cats safe within their community. We encourage you to have ongoing discussions with your children and their friends about the importance of spaying or neutering pets. For more activities, please visit

bestfriends.org/events/best-friends-family-fun.





1. Was the cat in Miss Martha's window a pet cat, stray cat or community

2. What is the difference between a stray cat and a community



3. Which cats live in a colony?

4. Sometimes a person will volunteer to be a caregiver of a colony. What types of things does the caregiver do for the colony?

5. What did  and  discover while they were cat detectives?

6. Stray cats tend to wander from house to house in search of what?

7. Have you or your friends ever adopted a stray



8. List three things that you have observed while watching your cat or your friends' cats.

9. What do community cats rely on one another for?

10. Compare community cats to your family. What do you have in common?

Best Friends is excited to partner with you and other kids all across the country to save homeless pets. Together, we can Save Them All!

TAKE THE JUNIOR AMBASSADOR OATH

Now that you've completed eight activities, stop by Best Friends Animal Sanctuary or the Best Friends Visitor Center and recite this oath to receive your badge. If you are participating virtually, have your parent or guardian send us an email at ja@bestfriends.org and we will mail you your badge.

As a Best Friends junior ambassador, I promise to teach others what I have learned about saving homeless pets.

I have learned the golden rule, and I promise to treat animals and people with kindness and respect. I also promise to continue to learn about ways I can make a positive difference in the lives of animals and help my community reach the goal to Save Them All.

Name

Date

Witness



HOW I'M HELPING THE ANIMALS



Don't judge an animal's worth by how cute or smart he or she is (or isn't). Remember that all animals deserve our respect and protection.



Speak positively about animals.



Be considerate of wild animals' need for peace, safety and privacy. Avoid chasing animals, picking up their babies, or making noise that would disturb or frighten them.



Learn how pets like to be approached and avoid handling them in ways that might scare them, hurt them or make them feel uneasy.



Appreciate the characteristics that make every pet special. Recognize that one kind of pet is not better or worse than others.



Pay attention to the way animals communicate. Through their voices and body language, you can try to understand what they are trying to communicate, such as "I am scared," "Play with me" or "I'd like to be alone."



**Best
Friends**
Save Them All

ONE MORE STEP


Now that you're a Best Friends junior ambassador, get involved at your local shelter. With the help of your parents, visit an animal shelter near your home to learn more about how you can help save the lives of homeless pets in your community.

Make sure you wear your badge when you visit the shelter. While you're there, ask someone from the shelter to sign the bottom of this page. Your parents can take a picture of this page and send it to us at JA@bestfriends.org. We'll mail you a cool Best Friends junior ambassador sticker to complete this activity!



Signature

COMPLETE THIS PICTURE BY COLORING IT IN.



**Best
Friends**
Save Them All®

bestfriends.org/JA